



District Report Card: 2017


| | |
|----------------------------|--|
| State: Chhattisgarh | District: Bilaspur (chhattisgarh) |
| Class: 8 | Subject: Language |
| Schools: 51 | Students: 1432 |


Participation/Coverage


Students

| | | | | | | | | |
|--|--------|--|-------|--|--------|--|-------|--|
| <div>GENDER</div> <div></div> | Boys | | | | Girls | | | |
| | Number | | % | | Number | | % | |
| | 645 | | 45.04 | | 787 | | 54.96 | |

| | | | | | | | | |
|---|--------|--|-------|--|--------|--|-------|--|
| <div>AREA</div> <div></div> | Rural | | | | Urban | | | |
| | Number | | % | | Number | | % | |
| | 1258 | | 87.85 | | 174 | | 12.15 | |

| | | | | | | | | |
|--|--------|-------|--------|-------|--------|-------|--------|------|
| <div>CATEGORY</div> <div></div> | SC | | ST | | OBC | | GEN | |
| | Number | % | Number | % | Number | % | Number | % |
| | 369 | 25.77 | 297 | 20.74 | 730 | 50.98 | 36 | 2.51 |

| | | | | | | |
|--|----|----|----|------|----|-----|
| <div>CWSN</div> <div></div> | LD | VI | HI | S&LD | ID | Oth |
| | 5 | 2 | 2 | 1 | 0 | 1 |

| | | | | | | |
|--|------------|--|-------|------------------|--|------|
| <div>Management</div> <div></div> | Government | | | Government-aided | | |
| | Number | | % | Number | | % |
| | 1402 | | 97.91 | 30 | | 2.09 |

Average Performance of Students in Language (%)

| Overall | Gender | | Area | | Management | | Social Group | | | |
|---------|--------|--------|-------|-------|------------|-------|--------------|-------|-------|-------|
| | Male | Female | Rural | Urban | Govt. | Aided | SC | ST | OBC | GEN |
| 49.63 | 44.96 | 53.45 | 48.83 | 55.36 | 49.39 | 60.89 | 46.20 | 49.29 | 50.89 | 61.85 |

Performance on Learning Outcomes (LOs)

| Learning Outcomes | Description | Average Performance(%) |
|-------------------|--|------------------------|
| L813 | Read textual/non-textual materials with comprehension and identifies the details, characters, main idea and sequence of ideas and events while reading | 49.63 |

| Range of Performance of Students who Answered Correctly | | | | | | | |
|---|-------|-----------|-------|-----------|-------|-----------|-------|
| Below 30% | | 30% - 50% | | 50% - 75% | | Above 75% | |
| Number | % | Number | % | Number | % | Number | % |
| 343 | 23.95 | 359 | 25.07 | 468 | 32.68 | 262 | 18.30 |

Lowest Performing Learning Outcomes (LOs)

1 - Read textual/non-textual materials with comprehension and identifies the details, characters, main idea and sequence of ideas and events while reading (49.63)